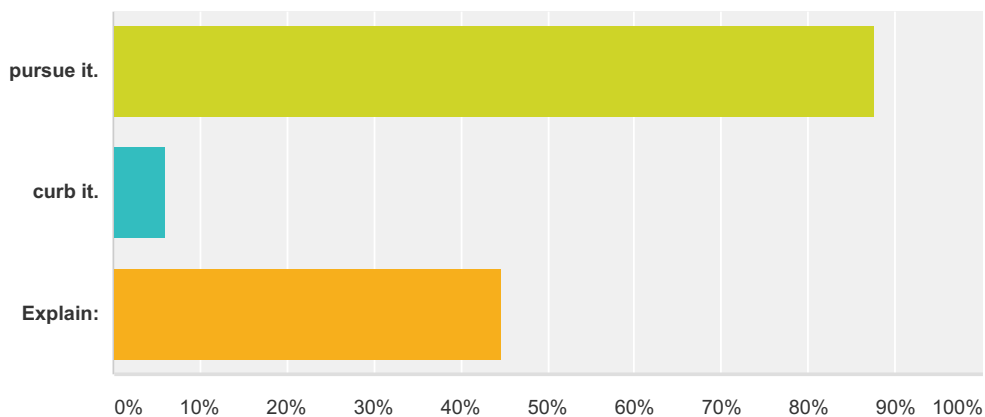


Q1 Density-

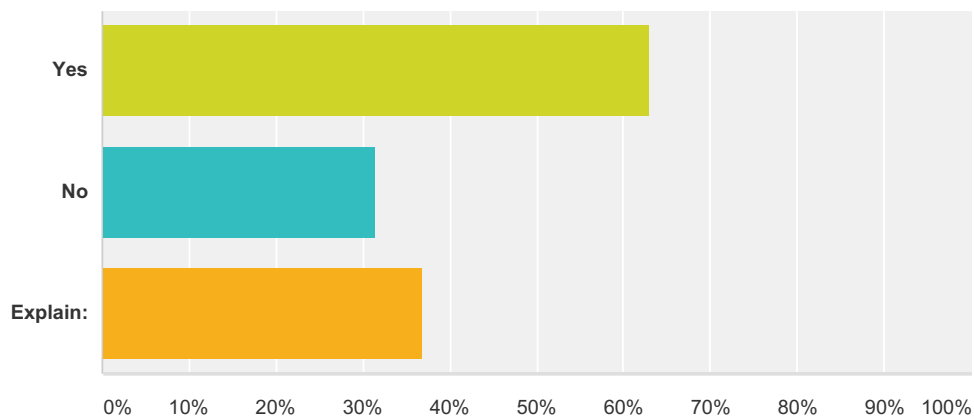
Answered: 65 Skipped: 1



Answer Choices	Responses
pursue it.	87.69% 57
curb it.	6.15% 4
Explain:	44.62% 29
Total Respondents: 65	

Q2 Blueprint Denver- is the plan still relevant today?

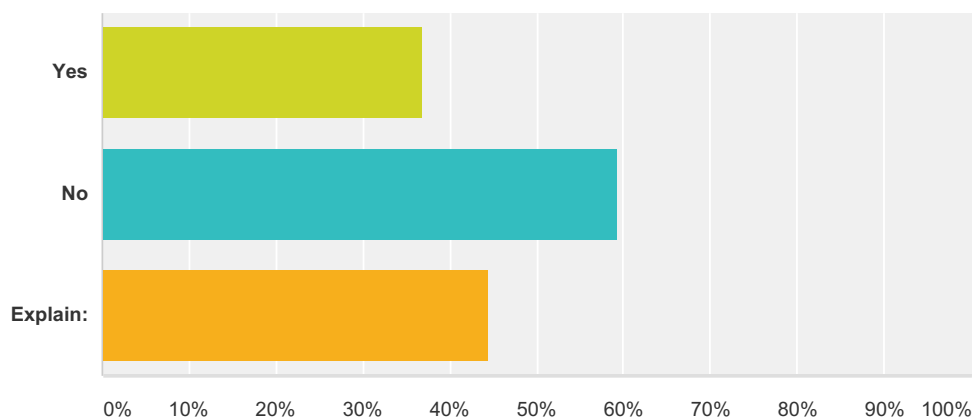
Answered: 54 Skipped: 12



Answer Choices	Responses
Yes	62.96% 34
No	31.48% 17
Explain:	37.04% 20
Total Respondents: 54	

Q3 Form-based zoning codes- are they working as well as they could?

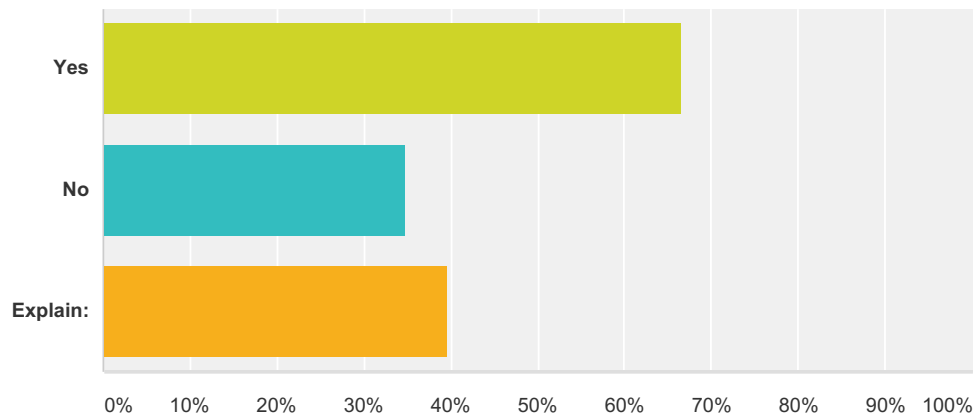
Answered: 54 Skipped: 12



Answer Choices	Responses
Yes	37.04% 20
No	59.26% 32
Explain:	44.44% 24
Total Respondents: 54	

Q4 Should Denver adopt design guidelines?

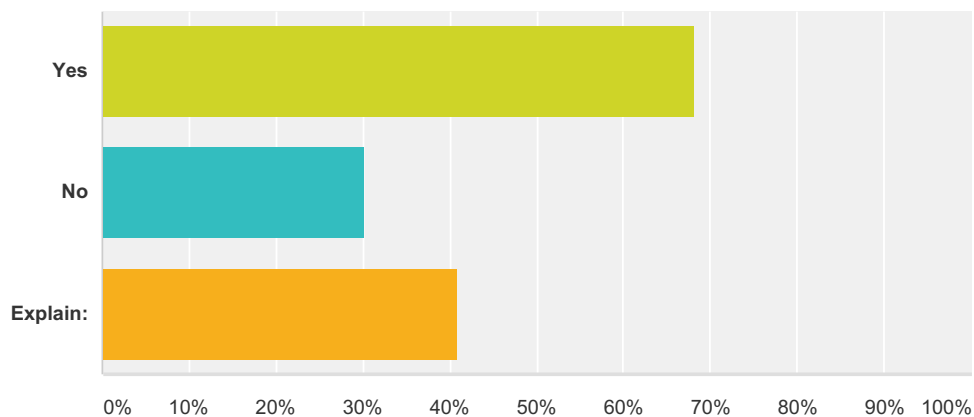
Answered: 63 Skipped: 3



Answer Choices	Responses
Yes	66.67% 42
No	34.92% 22
Explain:	39.68% 25
Total Respondents: 63	

Q5 Should Denver require design review?

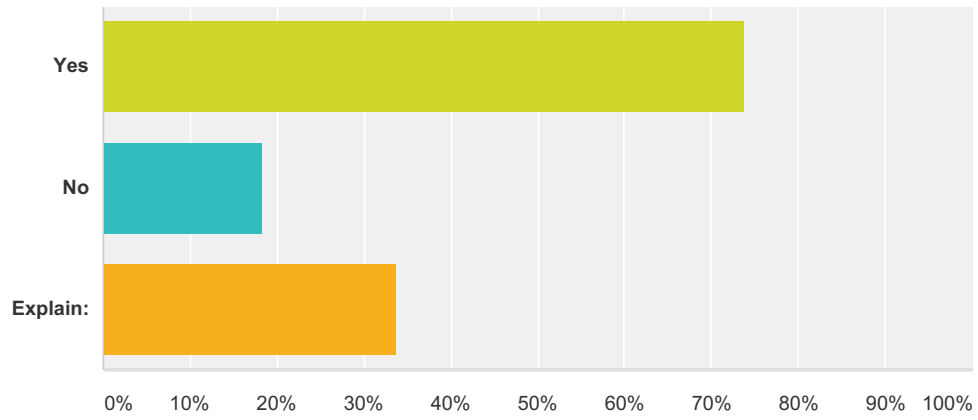
Answered: 66 Skipped: 0



Answer Choices	Responses
Yes	68.18% 45
No	30.30% 20
Explain:	40.91% 27
Total Respondents: 66	

Q6 Is it possible to have design guidelines/ criteria without stifling creative solutions?

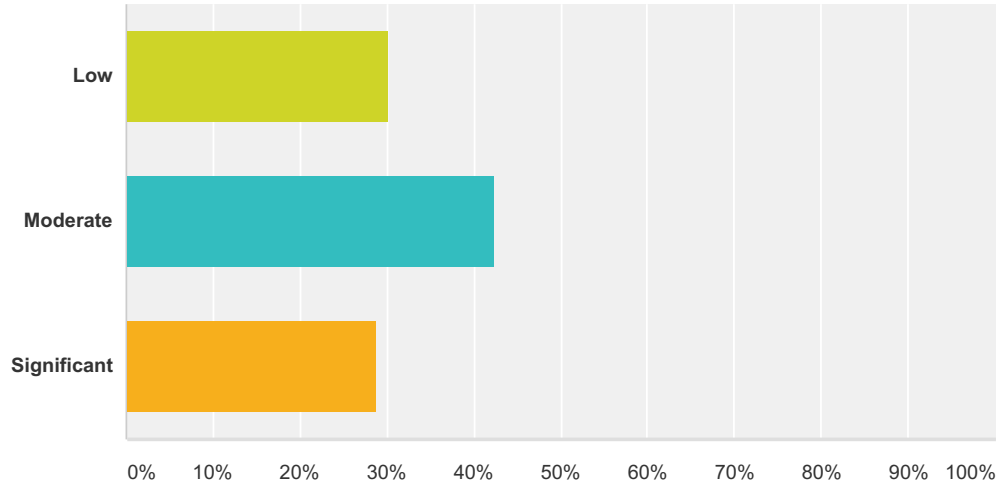
Answered: 65 Skipped: 1



Answer Choices	Responses
Yes	73.85% 48
No	18.46% 12
Explain:	33.85% 22
Total Respondents: 65	

Q7 To what degree do you think the challenges in building multifamily ownership product in Colorado contribute to prescribed or lowered design standards?

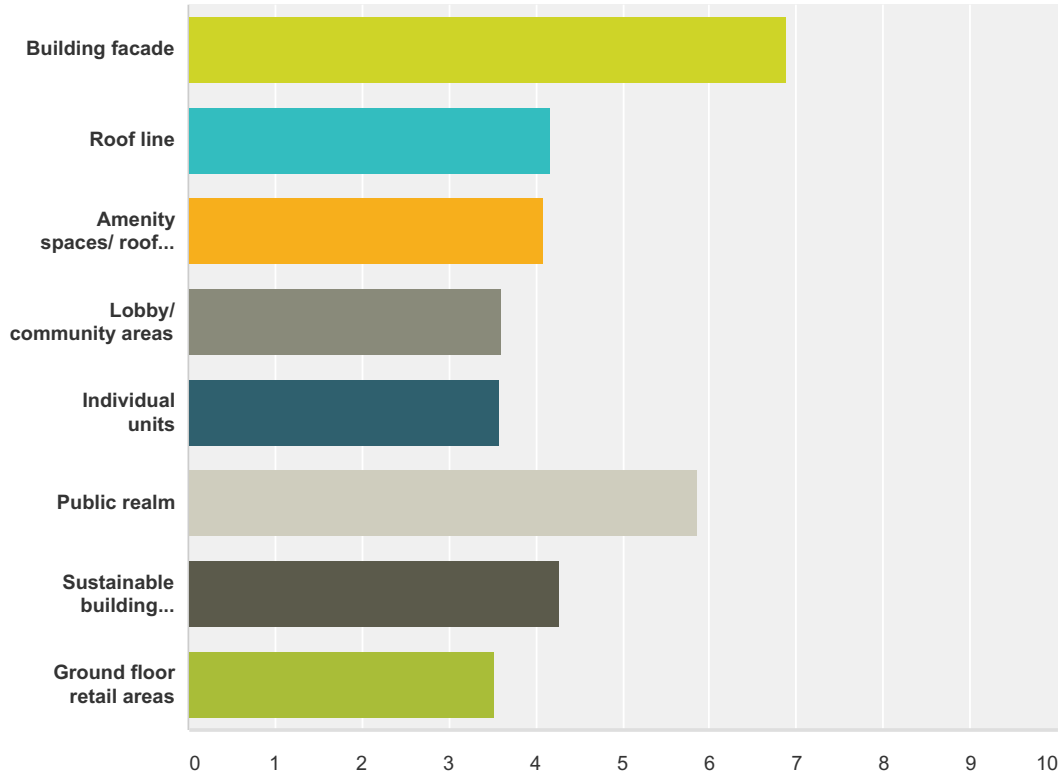
Answered: 66 Skipped: 0



Answer Choices	Responses
Low	30.30% 20
Moderate	42.42% 28
Significant	28.79% 19
Total Respondents: 66	

Q8 Rank the top three areas where design and construction budget should place their focus:

Answered: 66 Skipped: 0



	1	2	3	4	5	6	7	8	Total	Score
Building facade	42.42% 28	25.76% 17	16.67% 11	9.09% 6	4.55% 3	1.52% 1	0.00% 0	0.00% 0	66	6.88
Roof line	3.03% 2	7.58% 5	6.06% 4	31.82% 21	24.24% 16	6.06% 4	7.58% 5	13.64% 9	66	4.17
Amenity spaces/ roof deck	0.00% 0	4.55% 3	18.18% 12	16.67% 11	24.24% 16	21.21% 14	9.09% 6	6.06% 4	66	4.09
Lobby/ community areas	1.52% 1	4.55% 3	3.03% 2	13.64% 9	25.76% 17	30.30% 20	16.67% 11	4.55% 3	66	3.62
Individual units	10.61% 7	6.06% 4	4.55% 3	10.61% 7	9.09% 6	15.15% 10	25.76% 17	18.18% 12	66	3.59
Public realm	28.79% 19	27.27% 18	13.64% 9	3.03% 2	1.52% 1	12.12% 8	12.12% 8	1.52% 1	66	5.86
Sustainable building systems and materials	10.61% 7	13.64% 9	21.21% 14	3.03% 2	7.58% 5	4.55% 3	21.21% 14	18.18% 12	66	4.27
Ground floor retail areas	3.03% 2	10.61% 7	16.67% 11	12.12% 8	3.03% 2	9.09% 6	7.58% 5	37.88% 25	66	3.52

Denver is Booming: But is Design Quality Keeping Pace? Pre-event Poll. Help shape the conversation! Hear survey results on 8/20.

Q9 What circumstances prohibit achieving exceptional design? Please answer with succinct description or bullets.

Answered: 44 Skipped: 22